

الله أكبر
الحمد لله
الذي هدانا لهذا
الذي كنا لنهتدي لولا
أن هدانا الله

انواع مقالات در علوم پزشکی

تنظیم کننده: دکتر فاطمه باجی

عضو هیات علمی گروه کتابداری و اطلاع رسانی پزشکی

دانشگاه علوم پزشکی جندی شاپور اهواز

انواع مطالعات

توصيفي

تحليلي

مشاهده
اي

مداخله
اي

گزارش مورد

گزارش موارد

اکولوژیک

مقطعي

کوهورت

مورد شاهدهي

کارآزمایي باليني

کارآزمایي ميداني

کارآزمایي اجتماعي

Abstracts

The article itself is just an abstract (of a paper or presentation) that usually has been presented or published separately.

این نوع مقاله خودش فقط یک خلاصه از یک مقاله یا ارائه دیگر است که معمولاً به طور جداگانه منتشر می شود.

PubMed.gov US National Library of Medicine National Institutes of Health

PubMed Search

Create RSS Create alert Advanced Help

Article types: Clinical Trial, Review, Customize ...

Text availability: Abstract, Free full text, Full text

PubMed Commons, Reader comments, Trending articles

Publication dates: 5 years, 10 years, Custom range...

Species: Humans, Other Animals

[Clear all](#) [Show additional filters](#)

Format: Summary | Sort by: Most Recent | Per page: 20

Send to | Filters: [Manage Filters](#)

Sort by:

Find related data: Database: Select

Search details: `cancer-type=[All Fields] AND "abstract" [All Fields] AND <article>.[All Fields]` [See more...](#)

Recent Activity

Search results

Items: 1 to 20 of 100

<< First < Prev Page 1 of 5 Next > Last >>

- [\[Two Cases of Laparoscopic Simultaneous Resection for Synchronous Liver Metastasis of Colon Cancer\].](#)
Tomochika S, Suzuki N, Tanaka H, Inoue Y, Tokumitsu Y, Kanekiyo S, Tokuhisa Y, Iida K, Sakamoto K, Takeda S, Yamamoto S, Yoshino S, Hazama S, Ueno T, Nagano H.
Gan To Kagaku Ryoho. 2017 Nov;44(12):1278-1280. Japanese.
PMID: 29394606
[Similar articles](#)
- [\[Endoscopic and pathological characteristics of gastric cancer in a Peruvian public hospital\].](#)
Parillo Durand LB.
Rev Gastroenterol Peru. 2017 Jul-Sep;37(3):209-216. Spanish.
PMID: 29093583
[Similar articles](#)
- [\[The complement system: a double edge sword in tumor progression\].](#)
Daugan M, Noe R, Herman Fridman W, Sautes-Fridman C, Roumenina LT.
Med Sci (Paris). 2017 Oct;33(10):871-877. doi: 10.1051/medsci/20173310019. Epub 2017 Oct 10. French.

Gan To Kagaku Ryoho. 2017 Nov;44(12):1278-1280.

[Two Cases of Laparoscopic Simultaneous Resection for Synchronous Liver Metastasis of Colon Cancer].

[Article in Japanese]

اصل مقاله به زبان ژاپنی است

Tomochika S¹, Suzuki N, Tanaka H, Inoue Y, Tokumitsu T, Yamemoto S, Tokumitsu T, Inoue Y, Sakamoto K, Takeda S, Yamamoto S, Yoshino S, Hazama S, Ueno T, Nagano H.

Author information

Abstract

We report 2 cases of laparoscopic simultaneous resection for synchronous liver metastasis of colon cancer. Case 1: A 76-year-old woman was diagnosed with advanced cecum cancer(type 3)with synchronous liver metastasis(segment 5: 23mm), Laparoscopic ileocecal resection and partial liver resection were performed for 414 minutes, with 20 mL of blood loss. The patient was discharged 11 days after the operation. Case 2: A 78-year-old woman was diagnosed with advanced sigmoid colon cancer(type 2)with synchronous liver metastasis(segment 2: 70mm). Laparoscopic sigmoidectomy and extrahepatic resection were performed for 382 minutes, with 10 mL of blood loss. Portal vein thrombus(umbilicus)was recognized but relieved with warfarin. The patient was discharged 15 days after the operation. Simultaneous laparoscopic colon and hepatectomy for synchronous liver metastasis of colorectal cancer can be safely performed for selected indications.

PMID: 29394606



Publication type

Publication type
English Abstract

در پایگاه اطلاعاتی پابمد در این بخش نوع مقاله مشخص است

LinkOut - more resources

Full text links

PierOnline
» Full Text

Save items

Add to Favorites

Similar articles

Review [Simultaneous Resection of Sigmoid Colon Cancer and [Gan To Kagaku Ryoho. 2015]

Two cases of laparoscopic simultaneous resection of colorect [Int J Surg Case Rep. 2016]

Review [A case of simultaneous laparoscopic resection of colore [Gan To Kagaku Ryoho. 2014]

[A Case of Repeat Liver Resection after Laparoscopic Res [Gan To Kagaku Ryoho. 2015]

[A Case of Sigmoid Colon Cancer with Synchronous Liver [Gan To Kagaku Ryoho. 2015]

See reviews...

See all...

Related information

MedGen

Recent Activity

Journals

Books

For Publishers

About PierOnline

BROWSE BY: Publication

Publisher

Home > Publishers > 癌と化学療法社 > 癌と化学療法 > 44巻12号 > Article

癌と化学療法

大腸癌同時性肝転移に対する腹腔鏡下同時切除の2例

Authors: 友近 忍¹, ほか[+ VIEW AFFILIATIONS](#)

Source: 癌と化学療法 Volume 44, Issue 12, 1278 - 1280 (2017)

Publisher: 癌と化学療法社

BUY: JPY1,080

[< PREVIOUS ARTICLE](#) | [TABLE OF CONTENTS](#) | [NEXT ARTICLE >](#)**Abstract**

Full Text

References (0)

Data & Media

Related

大腸癌同時性肝転移に対して腹腔鏡下同時切除を施行し得た2例について報告する。症例1は76歳、女性。肝S5に23mm大の肝転移を認める3型盲腸癌に対し、腹腔鏡補助下回盲部切除術と腹腔鏡下肝S5部分切除術を同時に施行した。手術時間414分、出血量は20mL。術後合併症なく第11病日に退院となった。症例2は78歳、女性。高血圧性腎硬化症による慢性腎不全で透析導入されている。肝S2を主体に70mm大の肝転移を認める2型S状結腸癌に対し、腹腔鏡補助下S状結腸切除術と腹腔鏡下肝外側区域切除術を同時に施行した。手術時間382分、出血量は10mL。術後は門脈血栓(臍部)を認めたがワーファリン内服にて軽快し第15病日に退院となった。以上より大腸癌同時性肝転移に対する腹腔鏡下大腸、肝同時切除は、適応を考慮すれば安全に施行可能である。

Sign in

[Sign in](#)[Sign in via Shibboleth](#)*Subscribers sign-in for full text access*[Register](#)

Tools

[Export citations](#) [Add to my favorites](#)[Recommend to library](#)[Subscribe to email alerts](#)[Subscribe to RSS](#)

Key

Free Content

Subscribed Content



ARROWのご利用には事前のご登録が必要です。

[ご登録はこちらから](#)

Brief-report

A short and/or rapid announcement of research results.

اعلام کوتاه یا مختصری از نتایج تحقیقات

Log in to view full text. If you're not a subscriber, you can:

[Buy This Article >](#)

[Become a Subscriber >](#)

[Get Content & Permissions >](#)

Ovid®
Institutional members
access full text with
Ovid®

Article Tools

- View Full Text
- Article as PDF (90 KB)
- Article as EPUB ⓘ
- Print this Article
- Email To Colleague
- Add to My Favorites
- Export to Citation Manager
- Alert Me When Cited ⓘ
- Get Content & Permissions

Share this article on:



Article Level Metrics



Tweeted by 6

7 readers on Mendeley

[< Previous Abstract](#) | [Next Abstract >](#)

Brief Report: Pediatric Cancer Burden and Treatment Resources Within the Pediatric IeDEA Consortium

Brown, Steven A. BS^{*}; Abbas, Salma MBBS[†]; Davies, Mary-Ann MBChB, MMed, PhD[‡]; Bunupuradah, Torsak MD, PhD[§]; Sohn, Annette H. MD^{||}; Technau, Karl-Günter MSc[¶]; Renner, Lorna MD[#]; Leroy, Valérie MD, PhD^{**}; Edmonds, Andrew PhD^{††}; Yotebieng, Marcel MD, MPH, PhD^{‡‡}; McGowan, Catherine C. MD^{§§}; Duda, Stephany N. PhD^{§§}; Mofenson, Lynne MD^{|||}; Musick, Beverly MS^{*}; Wools-Kaloustian, Kara MD^{¶¶}

JAIDS Journal of Acquired Immune Deficiency Syndromes: [September 1st, 2017 - Volume 76 - Issue 1 - p 60–64](#)
doi: 10.1097/QAI.0000000000001453
Clinical Science

BUY

Abstract

Author Information

Introduction: The incidence and treatment of cancer in HIV-infected children from resource-limited settings has not been extensively studied.

Objectives: Develop and implement a cross-sectional survey to evaluate pediatric cancer burden, diagnostic modalities in use, and treatment availability as perceived by HIV clinic staff at regional International Epidemiology Databases to Evaluate AIDS (IeDEA) sites

Book-Review

Review or analysis of one or more printed or online books.

بررسی و تجزیه و تحلیل یک یا چند کتاب (چاپی یا الکترونیکی)

MENU



Search | E-alert | Submit | Login

Book Reviews

Article Type | Year

Book Review | 22 December 2015 | OPEN
Problem solving in acute oncology
 S Banerjee & S Stanway

Book Review | 19 February 2013 | OPEN
[Oncolytic viruses: methods and protocols](#)
 Kevin J Harrington

Book Review | 23 October 2012 | OPEN
Targeted therapeutics in melanoma
 Z Ali, R Fisher & J Larkin

Book Review | 05 March 2013 | OPEN
Primary liver cancer
 T Meyer

Book Review | 06 November 2012 | OPEN
Natural Killer T cells – balancing the regulation of tumor immunity
 M W Lowdell

Book Review | 22 November 2011 | OPEN
Clinical fundamentals for radiation oncologists
 D M Gujral & C M Nutting



MENU



Search E-alert Submit Login

Altmetric: 0 [More detail >>](#)

Book Review | [OPEN](#)



Oncolytic viruses: methods and protocols

Kevin J Harrington

By DH Kim, T-C Liu, SH Thorne (Editors)

Publisher: Humana Press, New York, Dordrecht, Heidelberg, London. ISBN: 978-1-61779-339-4, Hardcover: £85.50; eBook: £79.99

This volume that has been edited by pioneers in the field of oncolytic virus therapy represents an attempt to focus on specific methodologies and protocols that are currently being widely applied in this area of research. As such, it comprises a collection of 15 chapters that span a little less than 250 pages. The editors and the contributing authors are to be commended for covering so much ground in so little space and with such authority.

[PDF](#) [Share](#) [Share](#) [Tools](#)

Info Sections

Subjects [Biological therapy, Cancer, Virology](#)
 Journal [British Journal of Cancer](#) **108**, 735 (19 February 2013)
 DOI [doi:10.1038/bjc.2012.571](#)
[Download Citation](#)

Published online 19 February 2013
 Corrected online 19 February 2013

SPRINGER NATURE [springernature.com](#)

Interested in having unlimited access to this journal...?

Addendum (افزونه)

A published work that adds additional information or clarification to another work (compare with "correction", which corrects an error in previously published material).

یک توضیحات تکمیلی که توسط نویسنده ای دیگر در رابطه با یک اثری که قبلا منتشر شده را ارائه می دهد یا اصلاحاتی را در رابطه با آن بیان می کند.

< Previous Article [November 1983](#) Volume 19, Issue 11, Page 1661

Access this article on [ScienceDirect](#) ←

Addendum ←

DOI: [https://doi.org/10.1016/0277-5379\(83\)90104-9](https://doi.org/10.1016/0277-5379(83)90104-9)



Article Tools

- PDF (37 KB)** ←
- Email Article
- Add to My Reading List
- Export Citation
- Create Citation Alert
- Cited by in Scopus (0)
- Order Reprints (100 minimum order)

Abstract

Eur J Cancer Clin Oncol. Vol. 19, No. 11, p. 1661, 1983.
Pergamon Press Ltd. Printed in Great Britain.

Addendum

Case reports

case report, or other description of a case. Reports on unusual or unexpected clinical cases that expand the field of general medical knowledge. Includes information on an unexpected association between diseases or symptoms, an unexpected event in the course of observing or treating a patient, findings that shed new light on the possible pathogenesis of the disease or an adverse effect, unique or rare features of the disease, and/or a unique therapeutic approach.


گزارش موردی یا توصیفات مربوط به موارد دیگر است. این مطالعات گزارشات موارد غیر معمول یا غیر منتظره بالینی هستند که انتشار آنها باعث گسترش زمینه دانش عمومی پزشکی خواهد شد. این موارد شامل اطلاعات مربوط به یک رابطه غیر منتظره میان بیماری ها یا علائم و یا یک رویکرد غیر عادی در طول مشاهده یا درمان یک بیمار هستند که یافته های جدیدی در مورد پاتوژنز احتمالی بیماری یا عوارض جانبی آن یا یک رویکرد درمانی منحصر به فرد را در اختیار قرار می دهد.

- Abstract
- Background
- Case presentation
- Discussion
- Conclusion
- Declarations
- References



Case report Open Access

Inflammatory demyelinating polyneuropathy versus leptomeningeal disease following Ipilimumab

Lorraine Cafuir , David Lawson, Nilesh Desai, Vita Kesner and Alfredo Voloschin

Journal for ImmunoTherapy of Cancer 2018 **6**:11

<https://doi.org/10.1186/s40425-018-0318-x> | © The Author(s). 2018

Received: 7 July 2017 | Accepted: 12 January 2018 | Published: 30 January 2018

Abstract

Background

Ipilimumab is an FDA-approved anti-CTLA-4 monoclonal antibody used in treatment of metastatic melanoma. We present an unusual neurological complication of Ipilimumab therapy and the diagnostic dilemma it caused.

Download PDF

Export citations ▾

Section

Case Reports

Metrics

Article accesses: 193

Citations: 0 [more information](#)

Altmetric Attention Score: 2

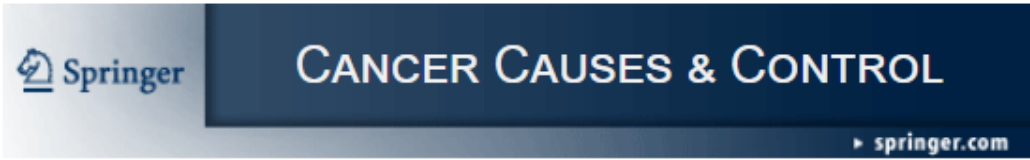


Share This Article

Commentary

The goal of the focal article-commentary format is to advance the field by providing a forum for varying perspectives on the topic under consideration. A commentary may be:

- a) a critical challenge to one or more aspects of the focal article, arguing for a position other than that taken in the focal article;
- b) an elaboration or extension of the position taken in the focal article, basically sympathetic to the position taken in the focal article, but pushing the argument further;
- c) an application of a theoretical perspective that sheds light on the issues addressed in the focal article
- d) a reflection on the writer's experiences in applying the issues addressed in the focal article in particular organizational settings;
- e) a comment on applicability of the issues raised in the focal article to other settings, or to other cultures;



Cancer Causes Control. 2013 May; 24(5): 827–837.
Published online 2013 Mar 12. doi: 10.1007/s10552-013-0179-z

PMCID: PMC3631124

Eight ways to stay healthy after cancer: an evidence-based message

Kathleen Y. Wolin, Hank Dart, and Graham A. Colditz

[Author information](#) ▶ [Article notes](#) ▶ [Copyright and License information](#) ▶

See commentary "[Commentary: Eight Ways to Prevent Cancer: a framework for effective prevention messages for the public](#)" in *Cancer Causes Control*, volume 9 on page 601.

This article has been [cited by](#) other articles in PMC.

Formats:

[Article](#) | [PubReader](#) | [ePub\(beta\)](#) | [PDF\(851K\)](#) | [Citation](#)

Share

Facebook Twitter Google+

Save items

Add to Favorites

Similar articles in PubMed

Advancing Survivorship...
Exploring patient-physician communication in breast cancer care for African American women following p [Oncol Nurs Forum. 2008]
Survivorship: adult cancer survivors. [Prim Care. 2009]
Weight Management and Exercise for Cancer Survivors. [Clin J Oncol Nurs. 2016]

اگر در رابطه با مقاله ای تفسیری نوشته و چاپ شده باشد در یادداشتی کنار مقاله مشخص و به ارجاع داده می شود.

Abstract

Go to:

Purpose

Since 1999, in conjunction with the internationally known and award-winning Your Disease Risk (yourdiseaserisk.org) risk assessment tool, the “Eight Ways to Stay Healthy and Prevent Cancer” message campaign has provided an evidence-based, but user-friendly, approach to cancer prevention. The scientific evidence behind the campaign is robust and while not a complete list, provides a great deal of benefit in the reduction of cancer risk. With 12 million cancer survivors in the United States, there is a need for a parallel set of recommendations that oncologists and primary care providers may routinely use for individuals

HHS Public Access
 Author manuscript
 Peer-reviewed and accepted for publication

[About author manuscripts](#) | [Submit a manuscript](#)

[Cancer Causes Control](#). Author manuscript; available in PMC 2013 Jun 18.
 Published in final edited form as:
[Cancer Causes Control](#). 2012 Apr; 23(4): 601–608.
 Published online 2012 Feb 26. doi: [10.1007/s10552-012-9924-y](#)

PMCID: PMC3685578
 NIHMSID: NIHMS469436

Commentary: Eight Ways to Prevent Cancer: a framework for effective prevention messages for the public

Hank Dart, SM, [Kathleen Y. Wolin](#), ScD, and [Graham A. Colditz](#), MD, DrPH

[Author information](#) ▶ [Copyright and License information](#) ▶

The publisher's final edited version of this article is available at [Cancer Causes Control](#)
 See the article "[Eight ways to stay healthy after cancer: an evidence-based message](#)" in *Cancer Causes Control*, volume 24 on page 827.

See other articles in PMC that [cite](#) the published article.

Abstract

Go to:

Research over the past 40 years has convincingly shown that lifestyle factors play a huge role in cancer incidence and mortality. The public, though, can often discount the preventability of cancer. That health information on the Internet is a vast and often scientifically suspect commodity makes promoting important and sound cancer prevention messages to the public even more difficult. To help address these issues and improve the public's knowledge of, and attitudes toward, cancer prevention, there need to be concerted

Formats:

[Article](#) | [PubReader](#) | [ePub\(beta\)](#) | [PDF\(54K\)](#) | [Citation](#)

Share

[Facebook](#) [Twitter](#) [Google+](#)

Save items

Add to Favorites

Similar articles in PubMed

Media messages about cancer: what do people understand?
 [J Health Commun. 2010]

Impact of a web-based intervention supplemented with text messages to improve cancer prevention behavior [Prev Med. 2014]

Tobacco and...
 [J Health Commun. 2010]

Applying what we know to accelerate cancer prevention.
 [Sci Transl Med. 2012]

Do we make optimal use of the potential of cancer prevention?
 [Recent Results Cancer Res. 2009]

[See reviews...](#)

[See all...](#)

[Cited by other articles in PMC](#)

در کنار مقالات تفسیر همراه با یادداشتی به مقاله اصلی ارجاع داده می شود.



opinion articles

opinion articles present the author's viewpoint on the interpretation, analysis, or methods used in a particular study. It allows the author to comment on the strength and weakness of a theory or hypothesis. Opinion articles are usually based on constructive criticism and should be backed by evidence. Such articles promote discussion on current issues concerning science. These are also relatively short articles.



HOME > Activities > Opinion Articles



Activities

Opinion Articles

Clinica Articles



* Clinica is the leading information source on developments in the global medical device and diagnostics industry. For further information about Clinica and a free trial, go to: <http://www.clinica.co.uk/freetrial/>

Activities

- Value of Medical Technology Program
- Opinion Articles
- Newsletter
- Policy proposals
- AMDD HOME

Article	Download
<p>Brave new world: how to navigate the new Japanese medical device regulatory landscape</p> <p>Opinion article by Mr. Masanori Otake, Chairman, RAQA Committee, is available online at www.clinica.co.uk</p>	497KB
<p>Japan on the move to develop a world-class medtech industry</p> <p>Opinion article by Derrick Buddles, Director of AMDD, was published in the August 2012 issue of Clinica Medtech Intelligence and also available online at www.clinica.co.uk</p>	712KB
<p>Mind the gap: Japan makes moves to reduce device lag</p> <p>Opinion article by Dr. Takeo Morooka, Chairman, STM Committee, was published in the April</p>	

Correction/Errata

A corrigendum refers to a change to their article that the author wishes to publish at any time after acceptance. Authors should contact the Editor of the journal, who will determine the impact of the change and decide on the appropriate course of action.

An erratum refers to a correction of errors introduced to the article by the publisher.

Corrections

Correction: Article on the Enforced Expression of Wild-Type p53 and the Transcription of the O⁶-Methylguanine-DNA Methyltransferase Gene

DOI: 10.1158/1078-0432.CCR-11-6-COR Published March 2005

اشاره به اين دارد كه ليست نويسندگان در مقاله چاپ شده صحيح نبوده و درست آن را بيان کرده است.

Article

Info & Metrics

PDF

In the article on Enforced Expression of Wild-Type p53 in the May 1, 2001 issue of *Clinical Cancer Research*, the sequence of the author listing was incorrect. The correct order is, as follows:


Jiang Shou, Kalkunte S. Srivenugopal, Srinivas R.S. Mullapudi, Frederick F. Lang, Jr., Jasti S. Rao, and Francis Ali-Osman.

Srivenugopal KS, Shou J, Mullapudi SRS, et al. Enforced expression of wild-type p53 curtails the transcription of the O⁶-methylguanine-DNA methyltransferase gene in human tumor cells and enhances their sensitivity to alkylating agents. *Clin Cancer Res* 2001;7:1398–409.

Previous

Next

Back to top



March 2005
Volume 11, Issue 6
[Table of Contents](#)
[About the Cover](#)
[Index by Author](#)

Search this issue

Sign up for alerts

Advertisement

- Correction
- Declarations
- Reference

Correction to: A systematic comparison of copy number alterations in four types of female cancer

Fatemeh Kaveh [†], Lars O. Baumbusch [†], Daniel Nebdal, Anne-Lise Børresen-Dale, Ole Christian Lingjærde, Hege Edvardsen, Vessela N. Kristensen and Hiroko K. Solvang

[†]Contributed equally

BMC Cancer 2018 **18**:80

<https://doi.org/10.1186/s12885-017-3766-7> | © The Author(s). 2018

Received: 9 November 2017 | Accepted: 9 November 2017 | Published: 16 January 2018

The [original article](#) was published in *BMC Cancer* 2016 16:913

Export citations ▾

Metrics

Article accesses: 219

Citations: 0 [more information](#)

Share This Article



See Updates

Check for updates

Other Actions

[Order reprint](#)

Advertisement

اصلاحیه اشاره به این دارد که تصویر یکی از اشکال (شکل ۴) در مقاله اشتباه بوده و صحیح آن منتشر شده است.



Correction

After publication of the original article [1] the authors found that the article contained an incorrect version of Fig. 4. This does not affect the results and conclusions of the article.

An updated version of Fig. 4 is included with this Correction.

Data Papers

Data Papers primarily describe published data resources rather than report on research.

Data Reports

BROWSE BY

- By Issue Date
- Authors
- Titles
- Subjects

Search within this collection:

**مقالاتی از نوع Data Reports
در آرشیو کتابخانه پزشکی ماساچوست**

Recent Submissions



Data report on Cancer in Children and Adolescents in Massachusetts, 2000-2009
Knowlton, Richard.; Massachusetts Cancer Registry.; Centers for Disease Control and Prevention (U.S.)
(Massachusetts Cancer Registry, Massachusetts Department of Public Health, 2014)



Data report on Kidney and Renal Pelvic Cancer in Massachusetts
Massachusetts Cancer Registry. (The Massachusetts Cancer Registry, Massachusetts Department of
Public Health, 2011)

- Search DSpace
- This Collection

BROWSE

- All of DSpace
- Communities & Collections
- By Issue Date
- Authors
- Titles
- Subjects
- This Collection**
- By Issue Date
- Authors
- Titles
- Subjects

MY ACCOUNT

Data report: testicular cancer in Massachusetts, 1995-2005

File: ocn748285194.pdf 275.0Kb
MIME type: application/pdf

Show File ▼

URI
<http://hdl.handle.net/2452/114167>

Collections
Data Reports



View
ocn748285194.pdf (275.0Kb)

Date
2009

Author
Massachusetts Cancer Registry.

Metadata

xmlui.metadata.dc.contributor.other	Massachusetts Cancer Registry.	en_US
Date Accessioned	2012-03-15T14:00:39Z	
Date Available	2012-03-15T14:00:39Z	
Date of Issue	2009	
Identifier (URI)	http://hdl.handle.net/2452/114167	
Publisher	Massachusetts Cancer Registry	en_US
xmlui.metadata.dc.subject.lcsh	Testis -- Cancer -- Massachusetts -- Statistics.	en_US
dc.subject.lcsh[en_US]	Cancer -- Massachusetts -- Statistics.	en_US
xmlui.metadata.dc.subject.lcsh	Cancer -- Massachusetts -- Statistics.	en_US
Title	Data report: testicular cancer in Massachusetts, 1995-2005	en_US
Type	Book	en_US
xmlui.metadata.dc.identifier.oclc	ocn748285194	

archives.lib.state.ma.us/handle/2452/114167

Search



- Search DSpace
- This Collection

BROWSE

All of DSpace

Communities & Collections

By Issue Date

Authors

Titles

Subjects

This Collection

By Issue Date

Authors

Titles

Subjects

MY ACCOUNT

Login



Discussions

A discussion (possibly invited) related to a specific article or issue. (The somewhat similar value "editorial" is reserved for a discussion written by an editor or other publication staff.)

Article types
Clinical Trial
Review
Customize ...

Format: Summary Sort by: Most Recent

Send to Filters: Manage Filters

Search results

Sort by:
Best match Most recent

Items: 2

- [Waiting and liminality: a phenomenon of spousal caregiving?](#)
1. Sabo B.
Cancer Nurs. 2014 May-Jun;37(3):184-8. doi: 10.1097/NCC.0b013e31828ee266.
PMID: 24747774
[Similar articles](#)
- [\[Theory of the spread of malignant neoplasms in the early stage of their development. A discussion article\].](#)
2. Buraczewski J.
Nowotwory. 1984 Apr-Jun;34(2):103-12. Polish. No abstract available.
PMID: 6493995
[Similar articles](#)

Titles with your search terms

[Discussion about Peschaud et al.'s article: surgical treatment of pancreatic i [Ann Chir. 2002]

[Discussion with an article in Ginekologia Polska No. 10, 1997, pg. 473 [Ginekol Pol. 1998]

Review article: epidemiology of male breast **cancer.** A meta-analysis of pi [Int J Cancer. 1993]

[See more...](#)

Find related data

Database: Select

Find items

Search details

Text availability
Abstract
Free full text
Full text

PubMed Commons
Reader comments
Trending articles

Publication dates
5 years
10 years
Custom range...

Species
Humans
Other Animals

[Clear all](#)

[Show additional filters](#)

Format: Abstract

Send to

Nowotwory. 1984 Apr-Jun;34(2):103-12.

[Theory of the spread of malignant neoplasms in the early stage of their development. A discussion article].

[Article in Polish]
[Buraczewski J.](#)



مقاله اصلی به زبان لهستانی می باشد

PMID: 6493995

[Indexed for MEDLINE]



Publication type, MeSH terms



LinkOut - more resources



PubMed Commons

[PubMed Commons home](#)

0 comments

Save items

★ Add to Favorites

Similar articles

Review Spread of cervical carcinoma. [Obstet Gynecol Annu. 1977]

Alveolar soft-part sarcoma. A report of ten cases. [Clin Orthop Relat Res. 1993]

Squamous cell carcinoma of the upper aerodigestive tract: the prevak [Head Neck. 2002]

[Prognostic analysis of 151 patients with maxillary sinus malignant neopl [Ai Zheng. 2004]

Review Metastatic squamous cell vulvar carcinoma of the lu [Eur J Gynaecol Oncol. 2002]

[See reviews...](#)

[See all...](#)

Recent Activity

[Turn Off](#) [Clear](#)

"English Abstract"[ftl] (1640208)

Research Articles

These are detailed studies reporting original research and are classified as primary literature. They include hypothesis, background study, methods, results, interpretation of findings, and a discussion of possible implications. Original research articles are long, with the word limit ranging from 3000 to 6000, and can even go up to 12000 words for some journals. These require a significant investment of time.

Research Article

Affinity proteomic profiling of plasma for proteins associated to area-based mammographic breast density

Mammographic breast density is one of the strongest risk factors for breast cancer, but molecular understanding of how breast density relates to cancer risk is less complete. Studies of proteins in blood plasm...

Sanna Byström, Martin Eklund, Mun-Gwan Hong, Claudia Fredolini, Mikael Eriksson, Kamila Czene, Per Hall, Jochen M. Schwenk and Marike Gabrielson

Breast Cancer Research 2018 20:14

Published on: 14 February 2018

[Full Text](#) [PDF](#)

Research Article

Not all false positive diagnoses are equal: On the prognostic implications of false-positive diagnoses made in breast MRI versus in mammography / digital tomosynthesis screening

Breast magnetic resonance imaging (MRI) has been reported to frequently result in false-positive diagnoses, limiting its positive predictive value (PPV). However, for PPV calculation, all nonmalignant tissue c...

Christiane K. Kuhl, Annika Keulers, Kevin Strobel, Hannah Schneider, Nadine Gaisa and Simone Schradung

Breast Cancer Research 2018 20:13

Published on: 9 February 2018

[Full Text](#) [PDF](#)

2016 Journal Metrics

Speed

21 days from submission to first decision

21 days from acceptance to publication

Citation Impact

6,345 - [2-year Impact Factor](#)

6,468 - [5-year Impact Factor](#)

1,452 - [Source Normalized Impact per Paper \(SNIP\)](#)

2,514 - [SCImago Journal Rank \(SJR\)](#)

Usage

1,454,597 downloads

1562.0 Usage Factor

Social Media Impact

222 mentions

RESEARCH ARTICLE

Open Access



Affinity proteomic profiling of plasma for proteins associated to area-based mammographic breast density

Sanna Byström¹, Martin Eklund², Mun-Gwan Hong¹, Claudia Fredolini¹, Mikael Eriksson², Kamila Czene², Per Hall^{2,3}, Jochen M. Schwenk¹ and Marike Gabrielson^{2*}

Abstract

Background: Mammographic breast density is one of the strongest risk factors for breast cancer, but molecular understanding of how breast density relates to cancer risk is less complete. Studies of proteins in blood plasma, possibly associated with mammographic density, are well-suited as these allow large-scale analyses and might shed light on the association between breast cancer and breast density.

Methods: Plasma samples from 1329 women in the Swedish KARMA project, without prior history of breast cancer, were profiled with antibody suspension bead array (SBA) assays. Two sample sets comprising 729 and 600 women were screened by two different SBAs targeting a total number of 357 proteins. Protein targets were selected

Clinical trial

Once again, specific to the field of medicine, clinical trials describe the methodology, implementation, and results of controlled studies, usually undertaken with large patient groups. Clinical trial articles are also long, usually of about the same length as an original research article. Clinical trials also require practical work experience, as well as, high standards of ethics and reliability. So this format is more useful for experienced researchers.

We updated the design of this site on December 18, 2017. [Learn more.](#)

Trial record 9 of 127 for: Hypothyroidism

[Previous Study](#) | [Return to List](#) | [Next Study](#)

Observational Study With Prospective and/or Retrospective Follow-up, Without Modifying Patient Treatment and Follow-up Practices for the Initial Treatment of Hypothyroidism in France (ORCHIDEE)

ClinicalTrials.gov Identifier: NCT01197183

Recruitment Status ⓘ : Completed
First Posted ⓘ : September 9, 2010
Last Update Posted ⓘ : February 4, 2014

⚠ The safety and scientific validity of this study is the responsibility of the study sponsor and investigators. Listing a study does not mean it has been evaluated by the U.S. Federal Government. Read our [disclaimer](#) for details.

Sponsor:
Merck KGaA

Clinical case study

Clinical case studies present the details of real patient cases from medical or clinical practice. The cases presented are usually those that contribute significantly to the existing knowledge on the field. The study is expected to discuss the signs, symptoms, diagnosis, and treatment of a disease. These are considered as primary literature and usually have a word count similar to that of an original article. Clinical case studies require a lot of practical experience.



≡ LOGIN

Home // ... // Clinical Chemistry // Clinical Case Studies // Discordant Calcium and Parathyroid Hormone with Presumed Epileptic Seizures

Discordant Calcium and Parathyroid Hormone with Presumed Epileptic Seizures



Date: MAR.1.2018 // Source: Clinical Chemistry

DOI: 10.1373/clinchem.2016.269555

A 33-year-old woman presented for the first time at the age of 9 years with recurrent seizures and was subsequently treated for epilepsy for 2 years.

- [Student Discussion Document](#)



900 Seventh Street, NW Suite 400
Washington, DC 20001
U.S.

AACC PROGRAMS AND PARTNERS

Lab Tests Online

Harmonization.net



International Journal of Psychological Studies; Vol. 8, No. 3; 2016

ISSN 1918-7211 E-ISSN 1918-722X

Published by Canadian Center of Science and Education

Case Studies in Clinical Psychology: Are We Giving up a Publication Type and Methodology in Research on and Teaching of Psychopathology and Psychotherapy?

Dorothea Krampen¹ & Günter Krampen^{2,3}

¹ Department of Educational Psychology, Goethe University Frankfurt, Frankfurt (Main), Germany

² Department of Clinical Psychology, University of Trier, Trier, Germany

³ Leibniz Institute for Psychology Information (ZPID), Trier, Germany

Correspondence: Dorothea Krampen, Department of Educational Psychology, Goethe University Frankfurt, 60629 Frankfurt (Main), Germany. Tel: 49-69-798-35382. E-mail: krampen@paed.psych.uni-frankfurt.de

Received: May 30, 2016

Accepted: July 9, 2016

Online Published: August 4, 2016

doi:10.5539/ijps.v8n3p173

URL: <http://dx.doi.org/10.5539/ijps.v8n3p173>

Abstract

Scientometric results on publication trends in clinical psychology, which refer to publication type and methodology of case studies/reports, are presented. Absolute and relative frequencies of clinical case studies are identified for the segment "mental and behavioral disorders" in MEDLINE (ICD-10 Chapter V [F]) as well as for clinical psychology publications documented in PsycINFO and PSYINDEX in 40 publication years

Review article

Review articles give an overview of existing literature in a field, often identifying specific problems or issues and analysing information from available published work on the topic with a balanced perspective.¹ These are considered as secondary literature and can be a particularly efficient way for early career researchers to begin publishing. Review articles can be of three types, broadly speaking: narrative reviews, systematic reviews, and meta-analyses. Review articles are usually long, with the maximum word limit being 3000-5000 or even more, depending on the journal. However, some journals also publish short reviews.



World Journal of
Hepatology

Submit a Manuscript: <http://www.wjgnet.com/esps/>
Help Desk: <http://www.wjgnet.com/esps/helpdesk.aspx>
DOI: 10.4254/wjh.v7.i26.2648

World J Hepatol 2015 November 18; 7(26): 2648-2663
ISSN 1948-5182 (online)
© 2015 Baishideng Publishing Group Inc. All rights reserved.

REVIEW

Hepatocellular carcinoma: A comprehensive review

Lisa P Waller, Vrushak Deshpande, Nikolaos Pyrsopoulos

Lisa P Waller, Vrushak Deshpande, Nikolaos Pyrsopoulos,
Division of Gastroenterology and Hepatology, Rutgers New
Jersey Medical School, Newark, NJ 07103, United States

Author contributions: All three authors had been involved in
creating the paper.

Conflict-of-interest statement: Nikolaos Pyrsopoulos, MD:
Advisory board for GILEAD, BMS, ABBVIE research for
ABBVIE.

Open-Access: This article is an open-access article which was
selected by an in-house editor and fully peer-reviewed by external
reviewers. It is distributed in accordance with the Creative
Commons Attribution Non Commercial (CC BY-NC 4.0) license,
which permits others to distribute, remix, adapt, build upon this
work non-commercially, and license their derivative works on
different terms, provided the original work is properly cited and

chronic hepatitis B and C infections are most commonly
afflicted. Different therapeutic options, including liver
resection, transplantation, systemic and local therapy,
must be tailored to each patient. Liver transplantation
offers leading results to achieve a cure. The Milan criteria
is acknowledged as the model to classify the individuals
that meet requirements to undergo transplantation. Mean
survival remains suboptimal because of long waiting
times and limited donor organ resources. Recent debates
involve expansion of these criteria to create options for
patients with HCC to increase overall survival.

Key words: Liver transplantation; Hepatectomy; Milan
Criteria; Sorafenib; Living donor liver transplantation;
Transarterial chemoembolization; Expansion Milan
Criteria; Hepatocellular carcinoma; Mammalian target



6 Arti...

انواع م...



مترجم ...



WJH-...

انواع م...

انواع م...

Doc1...

Untitl...

abstr...

EN



10:41

ق.ظ

تاریخچه مرور سیستماتیک

اصطلاح مرور سیستماتیک اولین بار توسط یک سایکولوژیست به نام Glass در سال ۱۹۷۶ به کار گرفته شد و در دهه ۸۰ میلادی به تدریج در متون پزشکی وارد گردید. تا این که سال ۱۹۹۳ مؤسسه کاکران افتتاح گردید. مؤسسه کاکران سازمانی منحصر به فرد، جهانی و غیرانتفاعی است که به منظور کمک به توسعه و ترویج و نیز سهولت دسترسی به مطالعات مرور سیستماتیک ایجاد شده تا محققین، مدیران و سیاست گزاران بتوانند با استفاده از این نوع مطالعات، اثرات مداخلات بخش سلامت را بررسی نموده و به تصمیم‌گیری آگاهانه‌ای برسند. وظیفه اصلی این مؤسسه تهیه مطالعات مرور سیستماتیک است که به طور منظم به روز رسانی شده و به شکل فصلنامه الکترونیکی در کتابخانه کاکران منتشر می‌گردد. در حال حاضر بیش از ۲۵۰۰ مرور سیستماتیک در این کتابخانه وجود دارد.

ادامه

عمده مرورهای سیستماتیک بر روی مطالعات کارآزمایی بالینی تصادفی شده انجام می‌شوند زیرا همانگونه که ذکر شد این مطالعات برای پاسخگویی به یک سؤال کاربردی انجام می‌شوند اما مطالعات مرور سیستماتیک لزوماً بر روی این دسته از مطالعات صورت نگرفته و بسته به ماهیت امر می‌توانند بر روی مطالعات مشاهده‌ای هم صورت گیرند.

آنچه مرور سیستماتیک را ارزشمند می‌سازد آن است که ما به یک توان بالا از برآورد مورد نظر می‌رسیم. زیرا بسیاری از مطالعات به علل گوناگون (مثلاً حجم نمونه ناکافی) از قدرت تفسیر مناسبی برخوردار نیستند اما مرور سیستماتیک و متآنالیزی که اغلب متعاقب آن انجام می‌شود با ترکیب کردن مطالعات به حجم نمونه بالاتری می‌رسد و لذا می‌تواند با توان بالاتری آنها را بررسی کرده و در نهایت نتیجه‌گیری بهتری ارائه دهد.

اصول و مراحل انجام مرور سیستماتیک

۱. طرح ریزی مطالعه مرور سیستماتیک

- ✓ طرح سؤال و مشکل به شیوه ای واضح
- ✓ تهیه و ارائه پروپوزال
- ✓ تهیه و ارائه پروتکل اجرایی

ادامه

۲. انجام مطالعه مرور سیستماتیک

- ✓ مشخص ساختن چارچوب تحقیق
- ✓ جستجو، وارد کردن یا حذف نمودن مطالعات
- ✓ ارزیابی کیفیت مطالعات
- ✓ استخراج داده ها و اطلاعات
- ✓ پایش مناسب و مستمر
- ✓ ترکیب داده‌ها

ادامه

۳. انتشار و گزارش نتایج

✓ گزارش کردن نتایج

✓ به کارگیری نتایج بر مبنای پرسش اولیه

از بین مراحل فوق، مهمترین قسمت، تهیه پروتکل است که جداگانه به آن خواهیم پرداخت.

پروتکل اجرایی مرور سیستماتیک

پروتکل در واقع مستندیست در دست محقق که با قرار دادن وی در فضای واقعی تحقیق و مدنظر قرار دادن تمامی جزئیات، یک طرح دقیق از آنچه باید انجام شود ارائه داده وسی می کند با استاندارد کردن روشها و ابزارها، مطالعه را به جلو هدایت نموده و از تورش (bias) احتمالی پیشگیری نماید.

پس از تنظیم و تکمیل پروتکل اولاً بایستی آن را در طی مطالعه راهنما آزمود، ثانیاً آن را در اختیار دو یا سه نفر از صاحب نظران دیگر قرار داد تا پس از بررسی و نقد، اشکالات آن برطرف شود. پروتکل اجرایی ممکن است تا مرحله نهایی و آماده شدن برای اجرا، طی ویرایشهای مختلف و متعدد دستخوش تغییر و اصلاح گردد.

اجزاء پروتکل مرور سیستماتیک

✓ راہبرد استحصال داده ها

✓ راہبرد سنتز داده ها

✓ جدول زمان بندی طرح

✓ زمینه موضوع

✓ مرور بر متون

✓ راہبرد جستجو

✓ معیارهای انتخاب مطالعه

✓ ارزیابی کیفیت

متاآنالیز

متاآنالیز عبارت است از ترکیب داده‌ها و نتایج بدست آمده از یک مرور سیستماتیک با بهره‌گیری از روش‌های آماری، یعنی پس از انجام مرور سیستماتیک که لازمه متاآنالیز است و براساس نتایج، به یک تخمین واحد برای حل مشکل یا سؤال مورد نظر دست پیدا می‌کنیم. البته هر مرور سیستماتیکی به متاآنالیز منجر نمی‌شود. چنانچه داده‌ها و برآوردهای خام حاصل از مرور سیستماتیک بیش از اندازه غیرهمسان نباشد و بتوان آنها را با روش‌های خاص آماری با هم ترکیب کرد، متاآنالیز قابل انجام خواهد بود. در غیر این صورت نتایج به صورت کیفی در قالب یک مقاله مرور سیستماتیک ارائه می‌گردد. یکی از اهداف مهم متاآنالیز، پی‌بردن به موارد عدم همسانی نتایج و علل آنهاست.

Alcohol and liver cancer: a systematic review and meta-analysis of prospective studies

F. Turati¹, C. Galeone¹, M. Rota^{1,2}, C. Pelucchi^{1*}, E. Negri¹, V. Bagnardi^{3,4}, G. Corrao³, P. Boffetta⁵ & C. La Vecchia^{1,6}

¹Department of Epidemiology, IRCCS-Istituto di Ricerche Farmacologiche Mario Negri, Milan.; ²Department of Health Sciences, Centre of Biostatistics for Clinical Epidemiology, University of Milan-Bicocca, Monza.; ³Department of Statistics and Quantitative Methods, University of Milan-Bicocca, Milan.; ⁴Division of Epidemiology and Biostatistics, European Institute of Oncology, Milan, Italy; ⁵The Tisch Cancer Institute and Institute for Translational Epidemiology, Mount Sinai School of Medicine, New York, USA; ⁶Department of Clinical Sciences and Community Health, University of Milan, Milan, Italy

Received 24 October 2013; revised 4 December 2013; accepted 5 December 2013

Despite several studies support a positive association between heavy alcohol consumption and liver cancer risk, a consistent dose–risk relationship has not yet been established. We carried out a systematic review and a meta-analysis of the association between alcohol intake and liver cancer occurrence, following the Meta-analysis Of Observational Studies in Epidemiology guidelines. We searched for cohort and nested case–control studies on the general population published before April 2013, using PubMed and EMBASE. Summary meta-analytic relative risks (RRs) were estimated using random-effect models. We included 16 articles (19 cohorts) for a total of 4445 incident cases and 5550 deaths from liver cancer. Compared with non-drinking, the pooled RRs were 0.91 (95% confidence interval, CI, 0.81–1.02) for moderate drinking (<3 drinks per day) and 1.16 (95% CI, 1.01–1.34) for heavy drinking (≥ 3 drinks per day), with significant heterogeneity among studies. The dose–risk curve suggested a linear relationship with increasing alcohol intake in drinkers, with estimated excess risk of 46% for 50 g of ethanol per day and 66% for 100 g per day. This systematic review suggests a moderate detrimental role of consumption of 3 or more alcoholic drinks per day on liver cancer, and a lack of association with moderate drinking. Our results have to be taken with due caution on account of the possible limitations of the original studies included in the meta-analysis.



Cochrane Library

Cochrane Database of Systematic Reviews

Breast cancer in female survivors of childhood, adolescent or young adult cancer after radiotherapy involving the chest for their primary malignancy (Protocol)

van Dijk IWEM, Kremer LCM, Reulen RC, Henderson TO, Kuehni CE, Hawkins MM, Oeffinger KC, van Leeuwen FE, Ronckers CM

Letter

مکاتباتی که به منظور ارایه نقطه نظر شخصی درباره یک موضوع یا راجع به یک مقاله پژوهشی، با هدف چاپ شدن در مجله، با سردبیر صورت می‌گیرد، مجموعاً تحت عنوان Letters یا Communications طبقه‌بندی می‌شود. ممکن است شما بخواهید تصحیح، انتقاد، شفاف‌سازی یا اطلاعات تکمیلی در مورد یک مقاله ارایه نمایید، با تفسیر نتایج مخالف باشید و بخواهید تفسیر درست‌تر را با پیشنهادهای جدید خود به اطلاع خوانندگان همان مجله برسانید یا ممکن است بخواهید دیدگاه اجتماعی - اخلاقی یا برداشت سیاسی خود را درباره یک مقاله پزشکی مطرح نمائید؛ در این گونه موارد از نامه به سردبیر استفاده می‌کنیم. جای نامه به سردبیر در بسیاری از مجلات ایرانی خالی است که می‌تواند ناشی از عدم شناخت کافی از این نوع مقاله علمی باشد.

مراحل نگارش یک نامه به سردبیر

اول بیان موضوع: در پاراگراف اول به آنچه می‌خواهید درباره آن نظر دهید اشاره کنید. می‌توانید عنوان مقاله‌ای که نسبت به آن پیشنهاد یا انتقادی دارید را بیاورید و خلاصه‌ای از آنرا بیان کنید تا ذهن خواننده را به موضوع معطوف نمایید.

دوم بیان موافقت یا مخالفت: سپس موافقت یا مخالفت خود را در یک جمله ساده و کوتاه اظهار می‌دارید.

سوم ارائه شواهد و مدارک: آنگاه نوبت به ارائه شواهد و مدارکی می‌رسد که براساس آنها ادعای خود را ثابت می‌کنید.

چهارم نتیجه نهایی: در پاراگراف آخر ضمن روشن نمودن قصد و منظور خود تحت عنوان Closing remark نظر شخصی خود را بطور واضح بیان می‌کنید تا تکلیف خواننده مشخص گردد.

حجم یک Letter

در بسیاری از مجلات برای نامه محدودیت کلمات وجود دارد. به عنوان یک اصل سرانگشتی بهتر است حجم نامه حداکثر به ۵۰۰ کلمه یا دو صفحه همراه با یک شکل یا جدول محدود گردد. تعداد نویسندگان معمولاً حداکثر به ۴ تا ۶ نفر محدود می‌باشد و تعداد مراجع نیز کمتر از ۵ مورد (شامل مرجع مربوط به مقاله‌ای که روی آن نظر می‌دهید) می‌باشد. اگر چنانچه قبلاً پژوهشی در آن زمینه انجام داده‌اید، به مقالات چاپ شده خودتان نیز اشاره نمایید. با همه این اوصاف همواره بهتر است به دستورالعمل نویسندگان و نیز نمونه مقالات چاپ شده در ژورنال هدف مراجع کنید.

The Medical Letter

Essential to your practice

THE MEDICAL LETTER

- Current Issue
- Previous Issues
- Reference Tables
- Most Read Articles
- Sample Issues
- Free Trial

ABOUT US

- Our Mission
- Editorial Process and Staff
- In the News

SUBSCRIPTIONS & PRODUCTS

- The Medical Letter
- Continuing Education Exams
- Content Licensing
- Site Licenses
- Mobile App
- Drug Interactions

Search Results for "iodine"

Include articles older than 5 years ▶

Sort by relevance | Sort by date

Searched for **iodine**. Results 1 to 10 of **10** total matches.

Sorafenib (Nexavar) for Thyroid Cancer

The Medical Letter on Drugs and Therapeutics • May 26, 2014 (Issue 1443)
) refractory to radioactive *iodine* treatment. Sorafenib was approved earlier for treatment of advanced renal ...
 Med Lett Drugs Ther. 2014 May 26;56(1443):43-4 | Show Introduction

In Brief: New Recommendations for Use of Metformin in Renal Impairment

The Medical Letter on Drugs and Therapeutics • Apr 25, 2016 (Issue 1493)
 after an *iodinated* contrast imaging procedure in patients with an eGFR ...
 Med Lett Drugs Ther. 2016 Apr 25;58(1493):51 | Show Introduction

Lenvatinib (Lenvima) for Thyroid Cancer (online only)

The Medical Letter on Drugs and Therapeutics • Aug 17, 2015 (Issue 1475)
iodine treatment. free survival, the primary endpoint, was 18.3 months with lenvatinib and 3.6 months ...
 Med Lett Drugs Ther. 2015 Aug 17;57(1475):e120-121 | Show Introduction

Drugs for Hypothyroidism

Supplemental Article

مقالات تکمیلی شامل حجم زیادی از داده ها اغلب به صورت جدول هستند که در رابطه با نتایج یک پژوهش جدید بوده و ممکن است شامل ده ها صفحه اطلاعات عددی باشند.



WIKIPEDIA
The Free Encyclopedia

- Main page
- Contents
- Featured content
- Current events
- Random article
- Donate to Wikipedia
- Wikipedia store

- Interaction
- Help
- About Wikipedia
- Community portal
- Recent changes
- Contact page

- Tools
- What links here
- Related changes
- Upload file
- Special pages
- Permanent link
- Page information

Not logged in Talk Contributions Create account Log in


Article Talk

Read Edit View history

Search Wikipedia

Ford Torino engine specifications

From Wikipedia, the free encyclopedia

 This article **does not cite any sources**. Please help improve this article by adding citations to reliable sources. Unsourced material may be challenged and removed. (March 2016) (Learn how and when to remove this template message)

This article is to supplement the [Ford Torino](#) article with detailed engine specifications. For more information on the Ford Torino, please see:

Main article: Ford Torino

- Contents** [hide]
- 1968 engines
 - 1969 engines
 - 1970 engines
 - 1971 engines
 - 1972 engines
 - 1973 engines
 - 1974 engines
 - 1975 engines
 - 1976 engines



توضیح داده شده که این مقاله در جهت تکمیل مقاله ای دیگر نوشته شده است

Editorial

این نوع نوشته معمولاً توسط سردبیر مجله یا یکی از اعضای هیئت تحریریه آن نوشته می شود و یا اینکه برای نگارش آن از افراد صاحب نظر درخواست می شود. محتوای آنها تحلیل عمیق موضوعات مربوط به پژوهش در حیطه تخصصی مجله و تحلیل چالش و ارائه راهکار می باشد. این نوشته ها ساختار ندارند ولی حتماً چکیده دارند.

< Previous Article

2018 Volume 5, Issue 1, Pages 61–62

Next Article >

Access this article on ScienceDirect

Editorial



Hypoxia in the Gut

Cormac T. Taylor, PhD
Conway Institute and School of Medicine, University College Dublin, Dublin, Ireland

Open Access PlumX Metrics

DOI: <https://doi.org/10.1016/j.jcmgh.2017.09.005> | CrossMark

Article Info

Abstract Full Text References

A continuous supply of molecular oxygen is essential for the maintenance of oxidative metabolism and thereby the function and survival of most cells of the human body. Over the course of evolution, we have developed the capacity, at the cellular level, to counteract the threat of developing hypoxia by eliciting an early warning adaptive response that is driven primarily by a transcription factor termed the *hypoxia-inducible factor* (HIF). In hypoxia, HIF becomes activated and drives the expression of a cohort of genes that promote adaptation to hypoxia including primary regulators of erythropoiesis (eg, erythropoietin), angiogenesis (eg, vascular endothelial growth factor), and metabolism (eg, glycolytic enzymes). More recent studies have shown a primary role for HIF in the control of innate and adaptive immune responses. HIF is a dimer composed of an oxygen-sensitive HIF α subunit and a constitutively expressed HIF β subunit. The oxygen sensors responsible for conferring hypoxic-sensitivity on the HIF pathway are termed *HIF hydroxylases* and are a family of enzymes that, when sufficient oxygen is available, target HIF α subunits for ubiquitin-dependent proteasomal degradation and hence maintain HIF in a

Article Tools

- PDF (180 KB)
- Email Article
- Add to My Reading List
- Export Citation
- Create Citation Alert
- Cited by in Scopus (0)
- Request Permissions
- Order Reprints (100 minimum order)

Related Articles

Antagonistic Effects of p53 and HIF1 α on microRNA-

Portraits

Portraits مقالاتی هستند که همراه با تصویر می باشند.

Causes and consequences of increased glucose metabolism of cancers.

Gillies RJ¹, Robey I, Gatenby RA.

Author information

Abstract

In this review we examine the mechanisms (causes) underlying the increased glucose consumption observed in tumors within a teleological context (consequences). In other words, we will ask not only "How do cancers have high glycolysis?" but also, "Why?" We believe that the insights gained from answering the latter question support the conclusion that elevated glucose consumption is a necessary component of carcinogenesis. Specifically we propose that glycolysis is elevated because it produces acid, which provides an evolutionary advantage to cancer cells vis-à-vis normal parenchyma into which they invade.

PMID: 18523064 DOI: 10.2967/jnumed.107.047258

[Indexed for MEDLINE] **Free full text**



Publication types, MeSH terms, Substances

Publication types

- [Historical Article](#)
- [Portraits](#)
- [Review](#)



MeSH terms

- [Cell Hypoxia](#)
- [Cell Transformation, Neoplastic/genetics](#)
- [Cell Transformation, Neoplastic/metabolism*](#)
- [Cell Transformation, Neoplastic/pathology](#)
- [Evolution, Molecular](#)



Save items



Similar articles

Review Tumor cell metabolism imaging. [J Nucl Med. 2008]

Review Metabolism and its sequelae in cancer evolution a [Cancer J. 2015]

Review Why do cancers have high aerobic glycol? [Nat Rev Cancer. 2004]

The glycolytic phenotype in carcinogenesis an [Cancer Res. 2003]

Review Hypoxia, clonal selection, and [Crit Rev Biochem Mol Biol. 2000]

[See reviews...](#)

[See all...](#)

Cited by over 100 PubMed Central articles

Review Exon 3 mutations of <i>CTNNB1</i> dr [Oncotarget. 2018]

Low glucose metabolism in hepatoc [World J Gastroenterol. 2018]

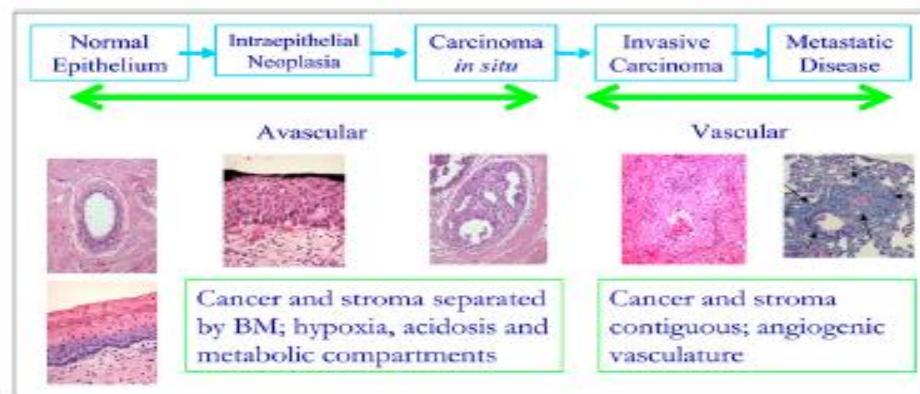


FIGURE 7. Morphologic changes associated with cancer progression.

Downloaded from jnm.snmjournals.org by on February 17, 2018. For personal use only.

acid production, and the effect of this on acidification of the interstitial pH can be exacerbated by reduced perfusion in the periluminal volume of *in situ* lesions (34,35). Acid pH has been shown to increase invasive behavior (36–42). Thus, one mechanism of cancer progression may involve elevated glycolysis leading to acidosis that leads to invasion. However, although it is often observed, according to the equivalence principle, elevated glucose consumption need not be a prerequisite for cancers to transition from a *CiS* to an invasive carcinoma. Alternative mechanisms can be envisioned whereby cells can acquire an invasive phenotype without glycolysis and acidosis.

Transitioning to an invasive cancer involves breaking through the BM, giving epithelial cells direct access to the vasculature and the stroma for the first time in their natural history (*vide supra*). It is at this time, through unknown mechanisms, that these cancer cells undergo an epithelial-to-mesenchymal transition. These mesenchymal-like cells are more

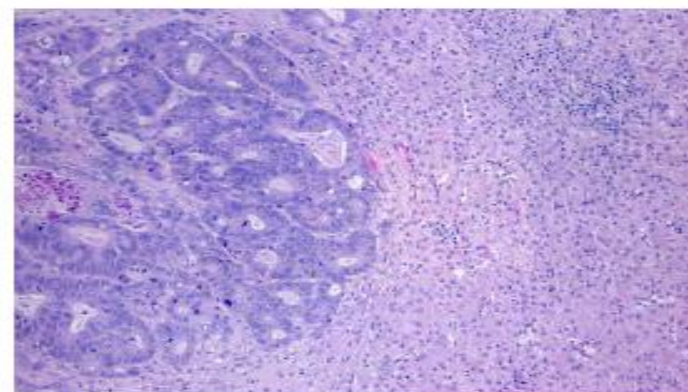


FIGURE 8. Periodic acid-Schiff staining of hepatic colorectal metastasis.

Technical Reports

گزارش فنی یا گزارش علمی: مدرکی است که به توصیف مراحل پیشرفت کار یا معرفی نتایج یک مطالعه فنی یا علمی می‌پردازد. بر خلاف سایر منابع علمی، مانند ژورنال‌های علمی و مجموعه مقالات کنفرانس‌های مربوط به برخی از نهادهای آموزش عالی، گزارش‌های فنی به ندرت مورد بررسی و ارزیابی دقیق و مستقل قرار می‌گیرند. اگر هم مورد ارزیابی و بررسی قرار گیرند، در حد نهاد مطبوعی است که آن گزارش را منتشر می‌کند یا از آن پشتیبانی می‌نماید. ضمناً هیچ‌گونه چارچوب و استاندارد رسمی برای انتشار این نوع مدارک وجود ندارد. این نوع مدارک معمولاً از مقالات نشریات بلندتر هستند و در منابعی غیر از نشریات معمول چاپ و منتشر می‌شوند.

- Article types clear
- Clinical Trial
- Editorial
- Portraits
- Review
- Technical Report**
- Customize ...

Format: Summary Sort by: Most Recent

Send to Filters: Manage Filters

Search results



Filters activated: Technical Report. Clear all to show 152313 items.

- [Technical improvement of pO\(2\) measurements in breast cancer: investigation of the feasibility in patients and in vitro validation of the method.](#)
 Auer F, Röper B, Scheich D, Molls M, Eiermann W, Raab G.
 Strahlenther Onkol. 2007 May;183(5):265-70.
 PMID: 17497098
[Similar articles](#)
- [Technical report: oxygen saturation monitoring during sedation for chemonucleolysis.](#)
 Newland CJ, Spiers SP, Finlay DB.
 Clin Radiol. 1991 Nov;44(5):352-3.
 PMID: 1760913
[Similar articles](#)

- Sort by:
- Best match
 - Most recent**

- Related searches
- neonatal hypoxic ischemic encephalopathy
 - hypoxic training
 - hypoxic pulmonary vasoconstriction
 - hypoxic pulmonary hypertension
 - hypoxic chamber

Titles with your search terms



Document
Revision:
Date:
Page:

CDRL A001-3
Original
Aug 2015
1 of 43

Document Title: HAMS II Quarterly Progress Report (Technical and Financial)

Quarterly Progress Report

Technical and Financial

Hypoxia, Monitoring, and Mitigation System

Contract Number: N00014-14-C-0276

Prepared for

Office of Naval Research (ONR) Code 342

Short communication

مقالات کوتاه: این مقالات گزارش مختصری از تحقیقات در حال اجرا هستند که در برگیرنده یافته های جدید می باشند.

JOURNAL ARTICLES

Short Communication: Ventilation Frequencies and Stroke Volumes in Acute Hypoxia in *Octopus*

M. J. WELLS, J. WELLS

Journal of Experimental Biology 1985 118: 445-448;

Article

Info & metrics

PDF

This is a PDF-only article. The first page of the PDF of this article appears below.

J. exp. Biol. 118, 445-448 (1985)

445

Printed in Great Britain © The Company of Biologists Limited 1985

SHORT COMMUNICATION

VENTILATION FREQUENCIES AND STROKE VOLUMES IN ACUTE HYPOXIA IN *OCTOPUS*

BY M. J. WELLS AND J. WELLS

Zoology Laboratory, University of Cambridge, U.K. and the Laboratoire Arago, Banyuls, France

Accepted 25 March 1985

Octopus can regulate its oxygen uptake down to a P_{O_2} of 70 mmHg, and in some instances well beyond this (Borer & Lane, 1971; Maginnis & Wells, 1969; Wells & Wells, 1983). In part, this capacity depends upon a rise in the pH of the blood, which increases the oxygen affinity of the animal's haemocyanin as the external P_{O_2} falls (Houlihan, Innes, Wells & Wells, 1982). The fact that the blood can remain saturated down to quite low P_{O_2} values means that the animal does not

Previous Article

Next Article

This Issue

Download PDF

Citation Tools

Email

Alerts

Share

Request Permissions

Article navigation

- Top
- Article
- Info & metrics
- PDF

Related articles

Google Scholar

Cited by...

More in this TOC section

Legal

این نوع مقالات گزارشاتی از موارد برخورد‌های قانونی میان بیماران و پزشکان می باشند.

در ادامه مقاله ای از این نوع جستجو و آورده شده که در رابطه با شکایت خانواده یک بیمار از پزشک اورژانس به علت عدم تشخیص صحیح می باشد. در این مقاله به شرح توضیحات پزشک و در نهایت نحوه برخورد قانون پرداخته شده است. در پایان نیز حکم دادگاه در رابطه با پرونده ذکر شده است.

- Article types
- Clinical Trial
- Legal Cases**
- Portals
- Review
- Customize ...

clear Format: Summary Sort by: Most Recent Per page: 20

Send to Filters: Manage Filters

Search results

Items: 1 to 20 of 30 << First < Prev Page 1 of 2 Next > Last >>

Filters activated: Legal Cases. Clear all to show 139164 items.

Showing results for hypoxia. Your search for hypoxi retrieved no results.

CAN THE COURTS FORCE THE DOCTOR'S HAND? ST GEORGE'S HEALTHCARE NHS TRUST

1. [V P \[2015\] EWCOP 42.](#)
 Youngs JC.
 Med Law Rev. 2016 Winter;24(1):99-111. doi: 10.1093/medlaw/fvv042. Epub 2015 Nov 24. No abstract available.
 PMID: 26601677
[Similar articles](#)

[Pediatric emergency medicine: legal briefs.](#)
 2. Selbst SM.
 Pediatr Emerg Care. 2013 Jun;29(6):770-2. doi: 10.1097/PEC.0b013e31829662ed. No abstract available.
 PMID: 23736076
[Similar articles](#)

[Acute brainstem compression by intratumoral hemorrhages in an intracranial hypoglossal schwannoma.](#)
 3. Inoue H, Nakagawa Y, Ikemura M, Usugi E, Kiyofuji Y, Nata M.
 Leg Med (Tokyo). 2013 Sep;15(5):249-52. doi: 10.1016/j.legalmed.2013.02.001. Epub 2013 Mar 29.

Sort by: Best match Most recent

Titles with your search terms

- Efficiency of endothelial dysfunction correction in children resid [Probl Radiac Med Radiobiol. 2016]
 - Concentration analysis of hypoxi-inducible factor-1 α ; and v ϵ [Cell Mol Biol (Noisy-le-grand)...]
 - Structural and morphological changes in rat ventricular myocardium [Acta Med Indones. 2010]
- See more...

Find related data

Database: Select

Find items

Search details

Format: Abstract

Send to

Full text links

 Wolters Kluwer

Pediatr Emerg Care. 2013 Jun;29(6):770-2. doi: 10.1097/PEC.0b013e31829662ed.

Pediatric emergency medicine: legal briefs.

Selbst SM¹.

Author information

PMID: 23736076 DOI: 10.1097/PEC.0b013e31829662ed

[Indexed for MEDLINE]



Publication types, MeSH terms, Substance

Publication types

[Case Reports](#)

[Legal Cases](#)

MeSH terms

[Accidents, Traffic](#)

[Amputation](#)

[Baseball/injuries](#)

[Brain Damage, Chronic/etiology](#)

[Child](#)

[Colon/injuries](#)

Save items

 Add to Favorites

Similar articles

[Pediatric emergency medicine: legal briefs.](#)
[Pediatr Emerg Care. 2011]

[Pediatric emergency medicine: legal briefs.](#)
[Pediatr Emerg Care. 2013]

[Pediatric emergency medicine: legal briefs.](#)
[Pediatr Emerg Care. 2008]

Review Spontaneous group B streptococcal meningitis in a patient with cir [West J Med. 1996]

Review Tracheal rupture and the creation of a false passage after emer [Ann Emerg Med. 2003]

[See reviews...](#)

[See all...](#)

MEDICOLEGAL ISSUES

Section Editor: Steven M. Selbst, MD

Pediatric Emergency Medicine

Legal Briefs

Key Words: lawsuit, legal briefs, malpractice, misdiagnosis

An Illinois man was brought to a local emergency department (ED) in July 2002 because of a severe asthma exacerbation.¹ The patient was a known asthmatic who had a history of prior intubations as well as multiple ED visits over the last 5 years. Paramedics and the nursing staff described him as being in severe respiratory distress, but the emergency physician categorized him with moderate respiratory distress. The history of prior intubations or multiple ED visits was not obtained by nursing staff or the emergency physician. Thirty minutes after being seen by the physician, the patient was found in respiratory arrest. After intubation, he was

A jury found in favor of the patient's family and awarded them \$7 million. The verdict, however, provided for only \$600,000 in past medical bills, when the actual amount agreed to by both sides was \$1.4 million. Following trial, an \$8 million settlement was reached.

Cook County, Ill, Circuit court, case no. 07L-10022

EDITOR'S COMMENTS

Although details are missing, the care provided to this patient with asthma seems consistent with most hospital procedures. Perhaps the patient was more ill than initially perceived. It is unclear whether his history of prior intubations should have

no medical negligence by the emergency physician, resulting in a defense verdict.

Davidson County, Tenn, Circuit court, case no. 10-2302

EDITOR'S COMMENTS

This case shows that emergency physicians can be sued for almost anything. A defense verdict is reassuring, as it seems this physician acted in the patient's best interests. Certainly, there would have been a lawsuit for negligence if the patient were discharged from the ED and committed suicide.

سپاس از همراهی و توجه شما

